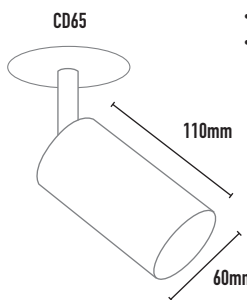
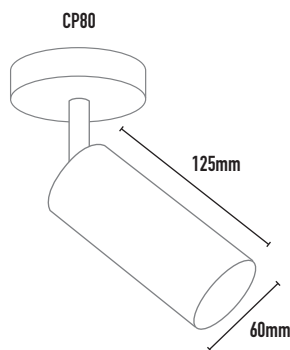
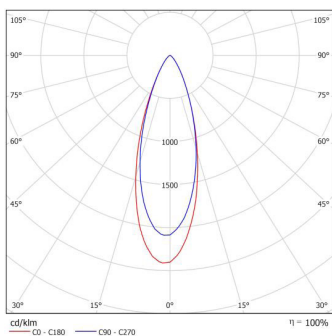




35 DEGREE










GEMINI GU10

FEATURES:

- Australian designed & manufactured compact extra low glare accent spotlight.
- Extruded aluminium body
- LED lamp / PAR16 LED GU10 240V, offers various lamp options
- Adjustable 90° tilt, 359° rotation
- Suitable for 240v track 1C & 3C or with a selection of surface mounted options
- Lumen options up to 750lm
- No remote driver required
- Dimmable
- Serviceable IP20 spotlight
- Ideal for residential / hospitality / gallery / museum & commercial applications
- IES files available on request

COLOURS:

-  Black inner / white outer -1
-  Black -2
-  White -3
-  Gold inner / black outer -4
-  Gold inner / white outer -5
-  Silver -6
-  Black knuckle+mtg / white body -7
- Custom -9

ACCESSORIES:

- Deco glass filter holder (CHL)
- Frosted glass 50mm (FG)
- Deco colour glass 50mm (DG)
- Honeycomb filter (AL20)
- Lamp droppers 100mm -1500mm (LD)

MOUNTING OPTIONS:

- CP80 / CD65 / 3C track
- Additional mounting options available
- See [Mounting Options](#) spec sheet for more information

CODE	LAMP TYPE	WATTAGE	LUMENS	COLOUR TEMP	BEAM ANGLE	CRI	DIMENSIONS
GEM2	PAR16 GU10 LED	8.5W	660/670/680	2700K/3000K/4000K	35°	80/90/90	125mm length x 60mm diameter
GEM1	PAR16 GU10 LED	8.5W	660/670/680	2700K/3000K/4000K	35°	80/90/90	110mm length x 60mm diameter