





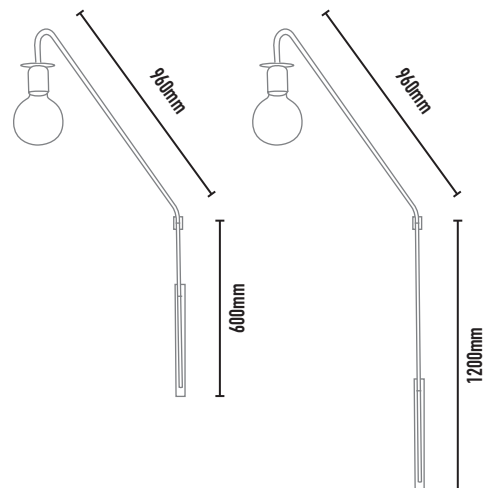
FAB WALL LIGHT

- FEATURES:**
- Australian designed and made adjustable wall light
 - Aluminium and steel construction, powder-coated.
 - Swivel 180°
 - Screw fixing
 - Dimmable
 - Serviceable LED
 - IP20 Wall light
 - 240v E27
 - Flex colour options: black/ white / red, (black & white kettle)
 - Ideal for residential, hospitality and commercial applications
 - IES files available on request

COLOURS:

	Black	-2
	White	-3
	Silver	-6
	Bronze	-7
	Custom	-9

As seen in minty green c/w white cowl



CODE	LAMP TYPE	WATTAGE	DIMENSIONS
FAB06	E27	NON-VARIOUS/SPECIFY Max 60W	600mm x mounting plate 500mm x 35mm
FAB12	E27	NON-VARIOUS/SPECIFY Max 60W	1200mm x mounting plate 500mm x 35mm