





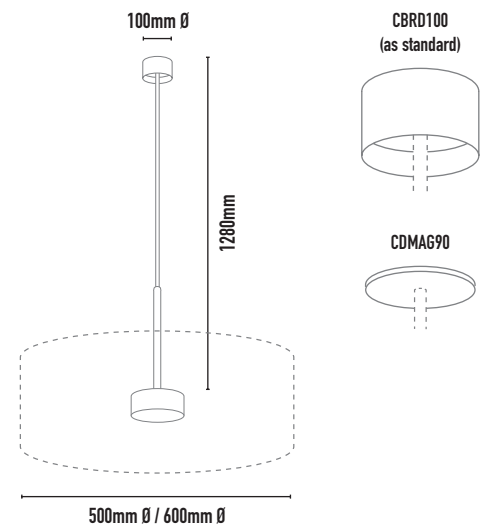
## BLOOM CHANDELIER

- FEATURES:**
- Australian designed & manufactured
  - Contemporary chandelier
  - E27 lamp holder suitable for a variety of 240V lamps
  - No remoter driver required
  - Dimmable
  - Custom versions available
  - Serviceable IP20 pendant
  - Ideal for residential, hospitality and commercial applications
  - IES files available on request.

**COLOURS:**

	Black	-2
	White	-3
	Silver	-6
	Bronze	-7
	Custom	-9

- MOUNTING OPTIONS:**
- CBRD100 - 100mmØ x 55mm depth C/W internal terminal block (as standard)
  - CDMAG90 - (optional)



CODE	LAMP TYPE	WATTAGE	DIMENSIONS
BLH465	E27 / LED x 6	60W Max NON-VARIOUS	500mm diameter x 360mm height - 2m flex
BLH466	E27 / LED x 6	60W Max NON-VARIOUS	600mm diameter x 360mm height - 2m flex