

# NEPTUNE GU10

**FEATURES:**

- Australian designed & manufactured compact low glare accent spotlight.
- Extruded aluminium body
- LED lamp / PAR16 LED GU10 240V, offers various lamp options
- Adjustable 90° tilt, 359° rotation
- Suitable for 240v track 1C & 3C or with a selection of surface mounted options
- Lumen options up to 750lm
- No remote driver required
- Dimmable
- COB / 12V MR16 versions available with remote driver
- Serviceable IP20 spotlight
- Ideal for residential / hospitality / gallery / museum & commercial applications
- IES files available on request

**COLOURS:**

- Black -2
- White -3
- Silver -6
- Custom -5

**ACCESSORIES:**

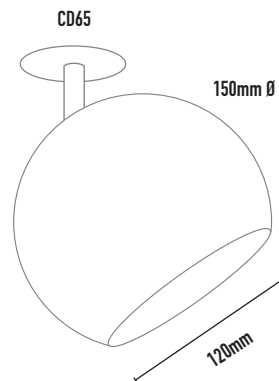
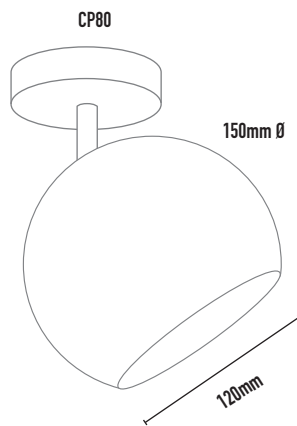
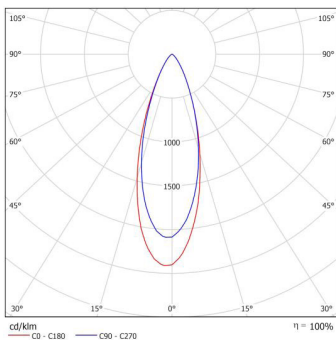
- Deco glass filter holder (CHL)
- Frosted glass 50mm (FG)
- Deco colour glass 50mm (DG)
- Honeycomb filter (AL20)
- Lamp droppers 100mm -1500mm (LD)

**MOUNTING OPTIONS:**

- CP80 / CD65 / 3C track
- Additional mounting options available
- See **Mounting Options** spec sheet for more information



**35 DEGREE**



CODE	LAMP TYPE	WATTAGE	LUMENS	COLOUR TEMP	BEAM ANGLE	CRI	DIMENSIONS
NES13	PAR16 GU10 LED	8.5W	660/670/680	2700K/3000K/4000K	35°	80/90/90	170mm length x 150mm diameter