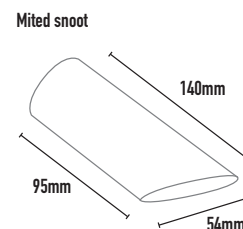
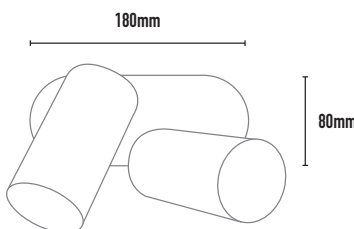
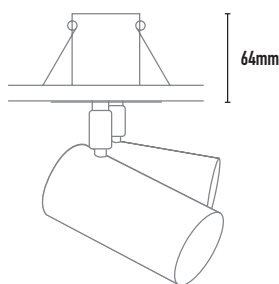
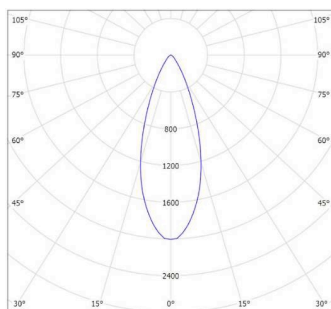




**40 DEGREE BEAM ANGLE AS
STANDARD SPEC OPTIONS BELOW**



TULLYSPOT DUO COB - PRO

- FEATURES:**
- Australian designed & manufactured professional low glare accent COB spot light
 - Adjustable 90° tilt, 359° swivel
 - 3C track and pendant versions also available
 - Lumen options 980lm up to 1510lm / CRI 80 / CRI 90
 - Requires remote electronic driver
 - Specify Non-dim/ Phase-cut dim / Dali dim / Casambi
 - Dali - Smart phone Bluetooth connectivity available on request
 - Dali dim 100% - 0.1% option available on request.
 - Casambi Bluetooth wireless mesh control system available on request
 - Serviceable IP20 spotlight
 - Colour temps available: 2700k/ 3000k / 4000k
 - Ideal for commercial / hospitality / retail / gallery / museum / residential applications
 - IES files available on request.

COLOURS:

	Black	-2
	White	-3
	White outer / Black inner	-3-2
	Silver	-6
	Custom	-5

- ACCESSORIES:**
- Deco glass filter holder (CHL)
 - Frosted glass 30mm (FG)
 - Deco colour glass 50mm (DG)
 - Honeycomb filter (AL20)
 - Lamp droppers 100mm -1500mm (LD)
 - Mited snoot / 140mm UP (TBC)
 - Mited snoot / 140mm Down (TBC)

CODE	LAMP TYPE	WATTAGE	LUMENS	COLOUR TEMP	BEAM ANGLE	CRI	mA	DIMENSIONS
TLD500	COB	2 x 12.3	1960	3000K	15,24,40	90	350	95mm length x 54mm Ø - 2x60mm Ø cutout
TLD501	COB	2 x 12.3	1960	3000K	15,24,40	90	350	110mm length x 54mm Ø - 2x60mm Ø cutout
TLD502	COB	2 x 12.3	1960	3000K	15,24,40	90	350	120mm length x 54mm Ø - 2x60mm Ø cutout

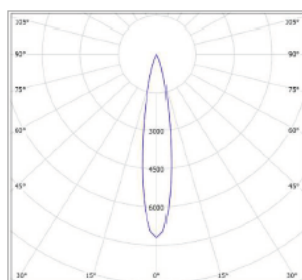
PROFESSIONAL

TO SPECIFY ADDITIONAL LED MODULE, "LAMP" OPTIONS: PLEASE SELECT FROM THE CODES BELOW AND ADD TO THE SPECIFICATION

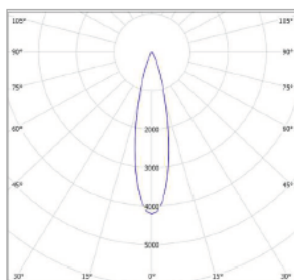
CODE	WATTAGE	LUMENS	COLOUR TEMP	BEAM ANGLE	CRI	MA
MC50-COB-900-927-15D-G1	12.3	980	2700k	15	90	350
MC50-COB-900-927-24D-G1	12.3	960	2700k	24	90	350
MC50-COB-900-927-40D-G1	12.3	920	2700k	40	90	350
MC50-COB-900-930-15D G1	12.3	1040	3000K	15	90	350
MC50-COB-900-930-24D G1	12.3	1020	3000K	24	90	350
MC50-COB-900-930-40D G1	12.3	980	3000K	40	90	350
MC50-COB-900-940-15D G1	12.3	1120	4000K	15	90	350
MC50-COB-900-940-24D G1	12.3	1090	4000K	24	90	350
MC50-COB-900-940-40D G1	12.3	1050	4000K	40	90	350
MC50-COB-1400-930-24D G1	12.9	1430	3000K	24	80	350
MC50-COB-1400-930-40D G1	12.9	1360	3000K	40	80	350
MC50-COB-1400-940-24D G1	12.9	1510	4000K	24	80	350
MC50-COB-1400-940-40D G1	12.9	1430	4000K	40	80	350

- Color consistency Mac Adam Step: 3 (<3SDCM)
- High color rendering performance, CRI 80 and 90 (TM30 compliant) IES TM30

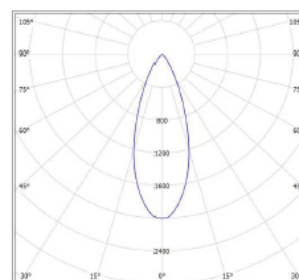
15 DEGREE



24 DEGREE



40 DEGREE



DRIVER OPTIONS:

- OTI / Dali dimmable
- OTE / PhaseCut
- OT / Non dimmable