


# PHOEBE LED PENDANT

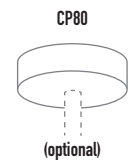
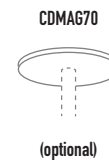
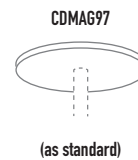
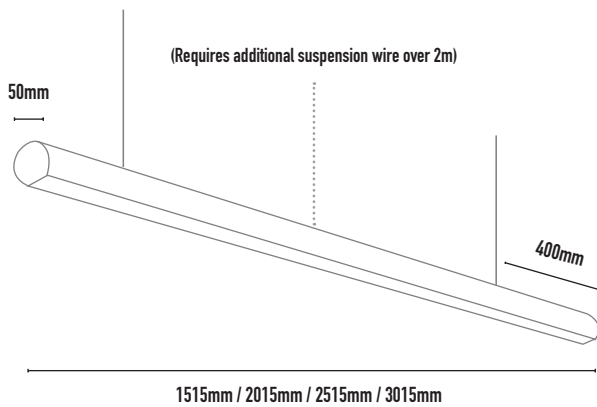


**FEATURES:**

- Australian designed & manufactured professional low glare, down only pendant
- Linear LED pendant lighting system, surface mounted and wall options available on request
- Extruded aluminium profile
- Fixed beam angle 140°
- Higher lumen options available on request
- (Mac Adam 3), CRI 90
- No external power cable required (low voltage power runs down suspension wires)
- A single power cable is required to run back to one end within the ceiling cavity
- External power cable one end available on request for solid ceilings
- Surface mounted driver box available on request for solid ceilings
- Additional suspension cable required for pendants over 2m in length
- Remote 24v constant voltage driver
- Non dim standard or specify - Phase-cut, 0-10v, Dali dim, Casambi on request
- Custom options available on request
- Custom lengths available from 1m to 9m
- Serviceable IP20 pendant
- Available in various colour temperatures 2700k, 3000k, 4000k
- Ideal for residential, hospitality and commercial applications
- IES files available on request

**COLOURS:**

- Black -2
- White -3
- Silver -6
- Bronze -7



CODE	WATTAGE	LUMENS	COLOUR TEMP	BEAM ANGLE	CRI	DIMENSIONS
PHB1515	32W	3490lm	3000K / 4000K	140	90	1515mm x 50mm x 50mm - 3000mm drop (max)
PHB2015	42W	4500lm	3000K / 4000K	140	90	2015mm x 50mm x 50mm - 3000mm drop (max)
PHB2515	53W	5660lm	3000K / 4000K	140	90	2515mm x 50mm x 50mm - 3000mm drop (max)
PHB3015	63W	6780lm	3000K / 4000K	140	90	3015mm x 50mm x 50mm - 3000mm drop (max)