


# BLADE WALL FLOOD

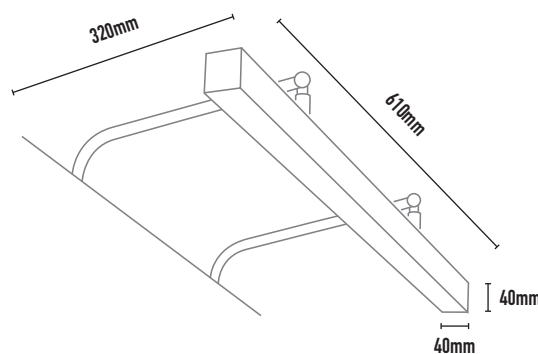
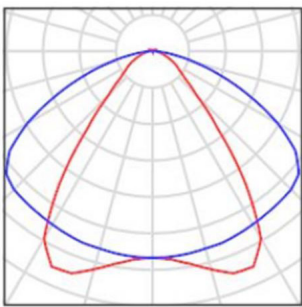
- FEATURES:**
- Australian designed & manufactured professional low glare wall flood light
  - Extruded aluminium body
  - Beam angle 60°
  - Adjustable 90° tilt
  - Lumen options efficacy of up to 202lm/W
  - High color rendering performance, CRI 80 and 90 (TM30 compliant) IES TM30
  - Color consistency Mac Adam Step: 3 (<3SDCM)
  - Remote electronic driver - Non dim (standard)
  - Specify - Dali dim / Casambi
  - Custom version available on request
  - Colour temps available: 2700/ 3000k / 4000k
  - Serviceable IP20 wall light
  - Ideal for commercial / hospitality / retail / gallery / museum / residential applications
  - IES files available on request

- COLOURS:**
- Black -2
  - White -3
  - Silver -6
  - Custom -9

- MOUNTING OPTIONS:**
- **Standard as per the image** - Straight arm with 90° return for mounting on the top of walls
  - **Custom** - Straight arm for wall mounting to the face of walls
  - Custom arm lengths available



60 DEGREE



CODE	LAMP TYPE	WATTAGE	LUMENS	COLOUR TEMP	BEAM°	CRI	mA	DIMENSIONS
BWF626	LED	15.6W	2620lm	2700K	60°	80	350	610mm length x 40mm x 40mm height x 85mm
BWF636	LED	15.6W	2700lm	3000K	60°	80	350	610mm length x 40mm x 40mm height x 85mm
BWF646	LED	15.6W	2830lm	4000K	60°	80	350	610mm length x 40mm x 40mm height x 85mm