

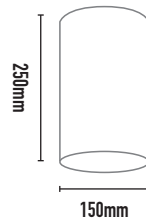
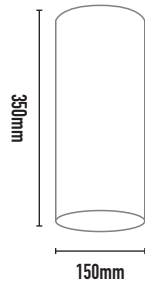
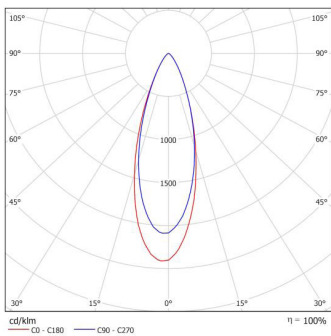


TUBBY PENDANT GU10

- FEATURES:**
- Australian designed & manufactured low glare accent pendant
 - Extruded aluminium body
 - LED lamp/PAR16 LED GU10 240V, offers various lamp options
 - E27 version available for ambient applications
 - Lumen options up to 680lm
 - No remote driver required
 - Dimmable
 - COB versions available with remote driver on request
 - Custom lengths available on request
 - Fabric flex colours red, black, white, clear, black and white (kettle)
 - Custom flex colours available on request
 - Serviceable IP20 pendant
 - Ideal for residential/ hospitality and commercial applications
 - IES files available on request

- COLOURS:**
- Black -2
 - White -3
 - Black outer / Gold inner -4
 - White outer / Gold inner -5
 - White outer / Black inner -3-2
 - Silver -6
 - Custom -9

35 DEGREE



- MOUNTING OPTIONS:**
- CP80 Surface mounted – 80mm Ø x 25mm depth C/W internal terminal block
 - CPRD100 - 100mmØ x 55mm depth C/W internal terminal block
 - CP3 - 150mmØ x 25mm depth C/W internal terminal block
 - CBRD150 - 150mmØ x 55mm depth C/W internal terminal block
 - Custom mounting options on request

ACCESSORIES:

- Deco glass filter holder (CHL)
- Frosted glass 30mm (FG)
- Deco colour glass 50mm (DG)
- Honeycomb filter (AL 20)

CODE	LAMP TYPE	WATTAGE	LUMENS	COLOUR TEMP	BEAM°	CRI	DIMENSIONS
BUB1025	PAR16	8.5W	660/670/680	2700K/3000K/4000K	35°	80/90/90	250mm x 150mm - 2m drop*
BUB1035	PAR16	8.5W	660/670/680	2700K/3000K/4000K	35°	80/90/90	350mm x 150mm - 2m drop*
BUB1050	PAR16	8.5W	660/670/680	2700K/3000K/4000K	35°	80/90/90	500mm x 150mm - 2m drop*

*suspensions shown at 2m are adjustable