

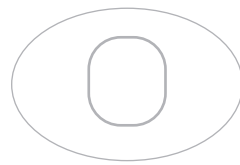
## BEAMA SQUARE COB - PRO

- FEATURES:**
- Australian designed & manufactured professional recessed ultra-low glare recessed accent COB downlight
  - Offers low glare for discrete lighting and beam control
  - Pinhole fixed or Adjustable 40°
  - Lumen options 980lm up to 1510lm / CRI 80 / CRI 90
  - Requires remote electronic driver.
  - Specify – Non-dim / Phase-cut dim / Dali dim
  - Dali dim 100% - 0.1% option available on request.
  - Casambi bluetooth wireless mesh control system available on request
  - Colour temps available: 2700k/3000k/4000k
  - Serviceable IP20 downlight
  - Ideal for commercial / hospitality / retail / gallery / museum / residential applications

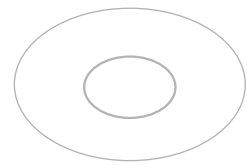
**COLOURS:**

	Black	-2
	White	-3
	Silver	-6
	Custom	-5

- ACCESSORIES:**
- Frosted glass 30mm (FG)
  - Honeycomb filter (AL20)

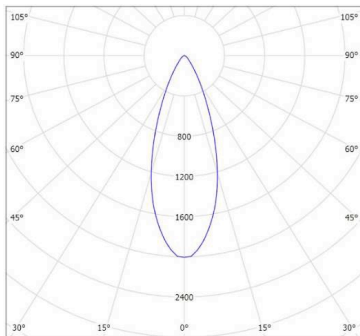


Adjustable



Fixed

### 40 DEGREE



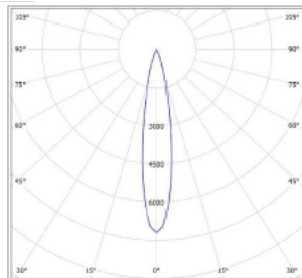
CODE	WATTAGE	LUMENS	COLOUR TEMP	BEAM ANGLE	CRI	mA	DIMENSIONS
BMG5011	1 x 12.3	960	3000k	15, 24, 40	90	350	132mm x 132mm - cutout 112mm x 112mm
BMG5012	2 x 12.3	960	3000k	15, 24, 40	90	350	242mm x 132mm - cutout 212mm x 112mm
BMG5013	3 x 12.3	960	3000k	15, 24, 40	90	350	352mm x 132mm - cutout 332mm x 112mm

**PROFESSIONAL**

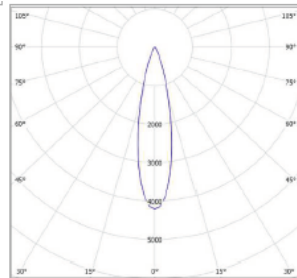
CODE	WATTAGE	LUMENS	COLOUR TEMP	BEAM ANGLE	CRI	MA
MC50-COB-900-927-15D-G1	12.3	980	2700k	15	90	350
MC50-COB-900-927-24D-G1	12.3	960	2700k	24	90	350
MC50-COB-900-927-40D-G1	12.3	920	2700k	40	90	350
MC50-COB-900-930-15D G1	12.3	1040	3000K	15	90	350
MC50-COB-900-930-24D G1	12.3	1020	3000K	24	90	350
MC50-COB-900-930-40D G1	12.3	980	3000K	40	90	350
MC50-COB-900-940-15D G1	12.3	1120	4000K	15	90	350
MC50-COB-900-940-24D G1	12.3	1090	4000K	24	90	350
MC50-COB-900-940-40D G1	12.3	1050	4000K	40	90	350
MC50-COB-1400-930-24D G1	12.9	1430	3000K	24	80	350
MC50-COB-1400-930-40D G1	12.9	1360	3000K	40	80	350
MC50-COB-1400-940-24D G1	12.9	1510	4000K	24	80	350
MC50-COB-1400-940-40D G1	12.9	1430	4000K	40	80	350

- Color consistency Mac Adam Step: 3 (<3SDCM)
- High color rendering performance, CRI 80 and 90 (TM30 compliant) IES TM30

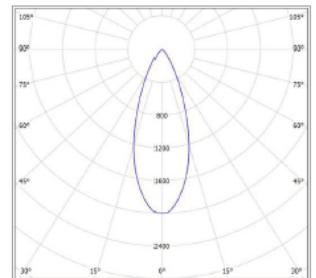
**15 DEGREE**



**24 DEGREE**



**40 DEGREE**



**DRIVER OPTIONS:**

- OTI / Dali dimmable
- OTE / PhaseCut
- OT / Non dimmable