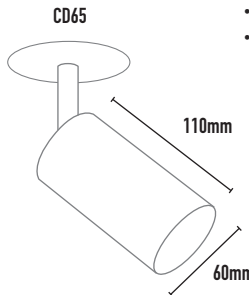
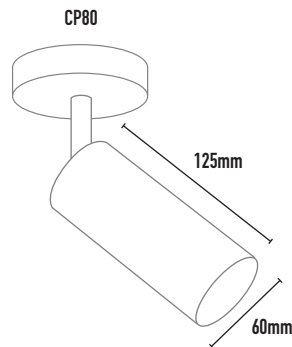
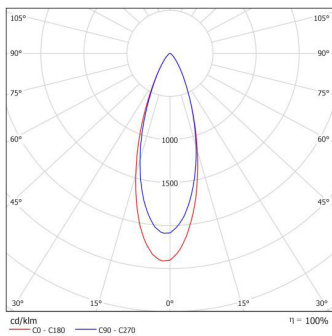


# GEMINI GU10

- FEATURES:**
- Australian designed & manufactured compact extra low glare accent spotlight.
  - Extruded aluminium body
  - LED lamp / PAR16 LED GU10 240V, offers various lamp options
  - Adjustable 90° tilt, 359° rotation
  - Suitable for 240v track 1C & 3C or with a selection of surface mounted options
  - Lumen options up to 750lm
  - No remote driver required
  - Dimmable
  - Serviceable IP20 spotlight
  - Ideal for residential / hospitality / gallery / museum & commercial applications
  - IES files available on request

- COLOURS:**
- Black inner / white outer -1
  - Black -2
  - White -3
  - Gold inner / black outer -4
  - Gold inner / white outer -5
  - Silver -6
  - Black knuckle+mtg / white body -7
  - Custom -9

**35 DEGREE**



- ACCESSORIES:**
- Deco glass filter holder (CHL)
  - Frosted glass 50mm (FG)
  - Deco colour glass 50mm (DG)
  - Honeycomb filter (AL20)
  - Lamp droppers 100mm -1500mm (LD)

**MOUNTING OPTIONS:**

- CP80 / CD65 / 3C track
- Additional mounting options available
- See [Mounting Options](#) spec sheet for more information

| CODE | LAMP TYPE      | WATTAGE | LUMENS      | COLOUR TEMP       | BEAM ANGLE | CRI      | DIMENSIONS                   |
|------|----------------|---------|-------------|-------------------|------------|----------|------------------------------|
| GEM2 | PAR16 GU10 LED | 8.5W    | 660/670/680 | 2700K/3000K/4000K | 35°        | 80/90/90 | 125mm length x 60mm diameter |
| GEM1 | PAR16 GU10 LED | 8.5W    | 660/670/680 | 2700K/3000K/4000K | 35°        | 80/90/90 | 110mm length x 60mm diameter |