





TUBBY SPOT PENDANT COB - PRO

- FEATURES:**
- Australian designed & manufactured professional low glare accent COB spot light pendant
 - Fixed
 - Requires remote electronic driver
 - Lumen options 980lm up to 1510lm / CRI 80 / CRI 90
 - Specify Non-dim/ Phase-cut dim / Dali dim / Casambi
 - Dali - Smart phone Bluetooth connectivity available on request
 - Dali dim 100% - 0.1% option available on request
 - Casambi Bluetooth wireless mesh control system available on request
 - Standard 2m suspension in fabric flex
 - Serviceable IP20
 - Custom lengths available on request
 - Colour temps available: 2700k / 3000k / 4000k
 - Ideal for commercial / hospitality / retail / gallery / museum / residential applications
 - IES files available on request

COLOURS:

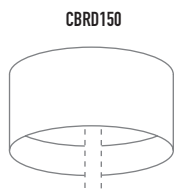
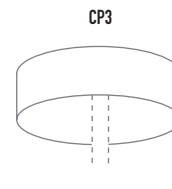
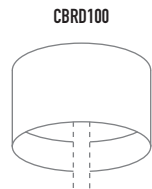
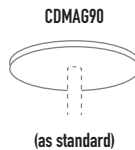
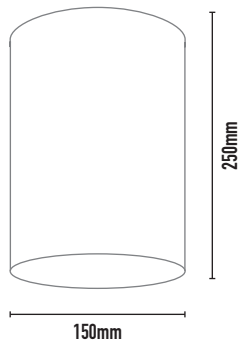
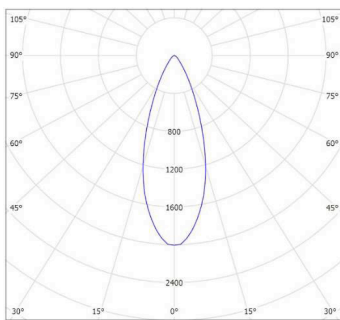
	Black	-2
	White	-3
	White outer / Black inner	-3-2
	Silver	-6
	Custom	-5

- ACCESSORIES:**
- Deco glass filter holder (CHL)
 - Frosted glass 30mm (FG)
 - Deco colour glass 50mm (DG)
 - Honeycomb filter (AL 20)

- MOUNTING OPTIONS:**
- CP80 Surface mounted – 80mm Ø x 25mm depth C/W internal terminal block
 - CPRD100 - 100mmØ x 55mm depth C/W internal terminal block
 - CP3 - 150mmØ x 25mm depth C/W internal terminal block
 - CBRD150 - 150mmØ x 55mm depth C/W internal terminal block
 - Custom mounting options on request



40 DEGREE BEAM ANGLE AS PER STANDARD SPEC OPTIONS BELOW.



CODE	LAMP TYPE	WATTAGE	LUMENS	COLOUR TEMP	BEAM ANGLE	CRI	mA	DIMENSIONS
TUB50025	COB	12.3	980	3000K	15,24,40	90	350	250mm x 150mm Ø - 2m suspension
TUB50035	COB	12.3	980	3000K	15,24,40	90	350	350mm x 150mm Ø - 2m suspension
TUB50050	COB	12.3	980	3000K	15,24,40	90	350	500mm x 150mm Ø - 2m suspension

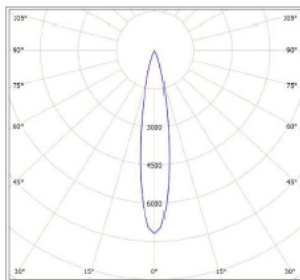
PROFESSIONAL

TO SPECIFY ADDITIONAL LED MODULE, "LAMP" OPTIONS: PLEASE SELECT FROM THE CODES BELOW AND ADD TO THE SPECIFICATION

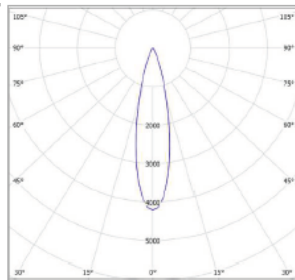
CODE	WATTAGE	LUMENS	COLOUR TEMP	BEAM ANGLE	CRI	MA
MC50-COB-900-927-15D-G1	12.3	980	2700k	15	90	350
MC50-COB-900-927-24D-G1	12.3	960	2700k	24	90	350
MC50-COB-900-927-40D-G1	12.3	920	2700k	40	90	350
MC50-COB-900-930-15D G1	12.3	1040	3000K	15	90	350
MC50-COB-900-930-24D G1	12.3	1020	3000K	24	90	350
MC50-COB-900-930-40D G1	12.3	980	3000K	40	90	350
MC50-COB-900-940-15D G1	12.3	1120	4000K	15	90	350
MC50-COB-900-940-24D G1	12.3	1090	4000K	24	90	350
MC50-COB-900-940-40D G1	12.3	1050	4000K	40	90	350
MC50-COB-1400-930-24D G1	12.9	1430	3000K	24	80	350
MC50-COB-1400-930-40D G1	12.9	1360	3000K	40	80	350
MC50-COB-1400-940-24D G1	12.9	1510	4000K	24	80	350
MC50-COB-1400-940-40D G1	12.9	1430	4000K	40	80	350

- Color consistency Mac Adam Step: 3 (<3SDCM)
- High color rendering performance, CRI 80 and 90 (TM30 compliant) IES TM30

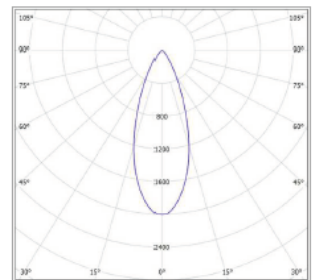
15 DEGREE



24 DEGREE



40 DEGREE



DRIVER OPTIONS:

- OTI / Dali dimmable
- OTE / PhaseCut
- OT / Non dimmable