

MONDO BLOK GU10

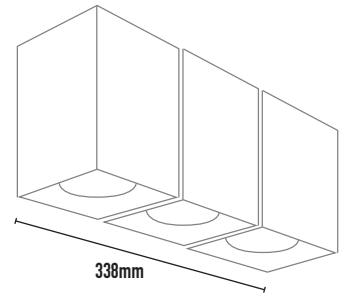
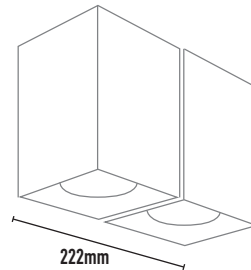
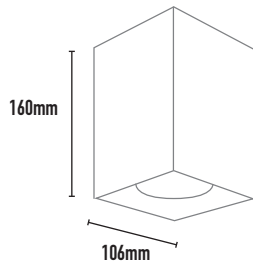
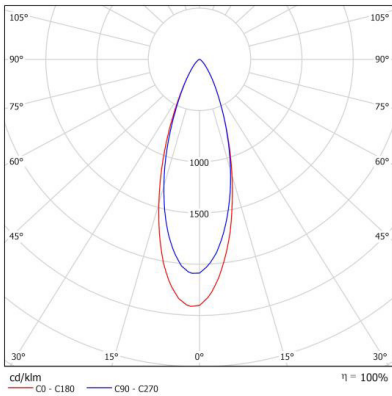
- FEATURES:**
- Australian designed & manufactured surface mounted low glare accent downlight
 - Extruded aluminium body
 - Suitable for concrete slab mounting, solid or plasterboard ceilings
 - LED lamp / PAR16 LED GU10 240V, offers various lamp options
 - Adjustable 45° tilt, 359° rotation
 - Lumen options up to 750lm
 - No remote driver required
 - Dimmable
 - COB / 12V MR16 versions available
 - Serviceable IP20 downlight
 - Ideal for residential / hospitality / gallery / museum & commercial applications
 - IES files available on request

- COLOURS:**
- Black -2
 - White -3
 - White -3 / White -3
 - Silver -6
 - Custom -5

- ACCESSORIES:**
- Deco glass filter holder (CHL)
 - Frosted glass 30mm (FG)
 - Deco colour glass 50mm (DG)
 - Honeycomb filter (AL 20)



35 DEGREE



CODE	LAMP TYPE	WATTAGE	LUMENS	COLOUR TEMP	BEAM ANGLE	CRI	DIMENSIONS
MBC211	PAR16	1 x 8.5W	660/670/680	2700K/3000K/4000K	35°	80/90/90	UNO 160mm height x 106mm depth x 106mm width
MBC212	PAR16	2 x 8.5W	660/670/680	2700K/3000K/4000K	35°	80/90/90	DUO 160mm height x 106mm depth x 222mm width
MBC213	PAR16	3 x 8.5W	660/670/680	2700K/3000K/4000K	35°	80/90/90	TRIO 160mm height x 106mm depth x 338mm width