


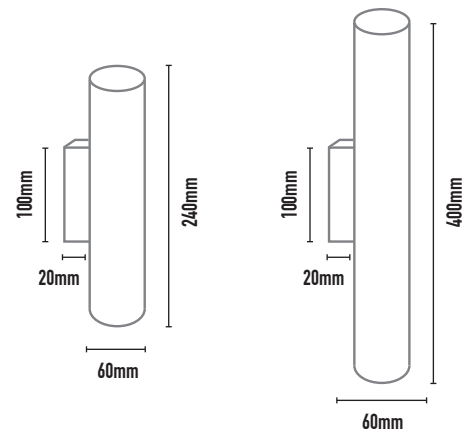


SANCTUARY WALL LIGHT

- FEATURES:**
- Australian designed & manufactured
 - Slim wall up & down (two lamps)
 - Can be anodised
 - Extruded aluminium body
 - Ideal for residential, hospitality and commercial applications

COLOURS:

	Black	-2
	White	-3
	Silver	-6
	Custom	-5



CODE	WATTAGE	LAMP TYPE	DIMENSIONS
SAN240	5-8W	2 x GU10 PAR16 LED	400mm x 60mm
SAN224	5-8W	2 x GU10 PAR16 LED	240mm x 60mm